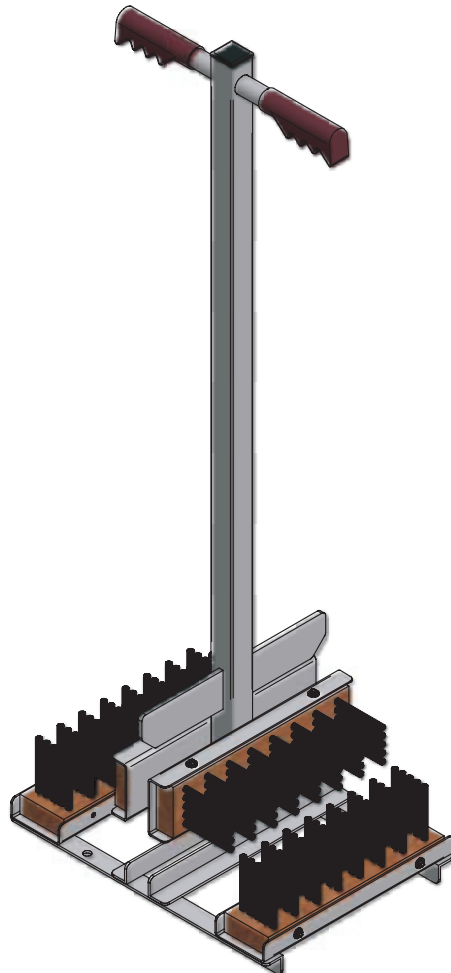



INSTRUCTIONS

BWP-001 STANDARD BOOTWIPER



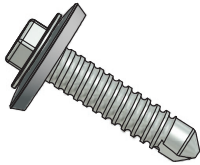
INS656

PARTS LIST & MAINTAINENCE



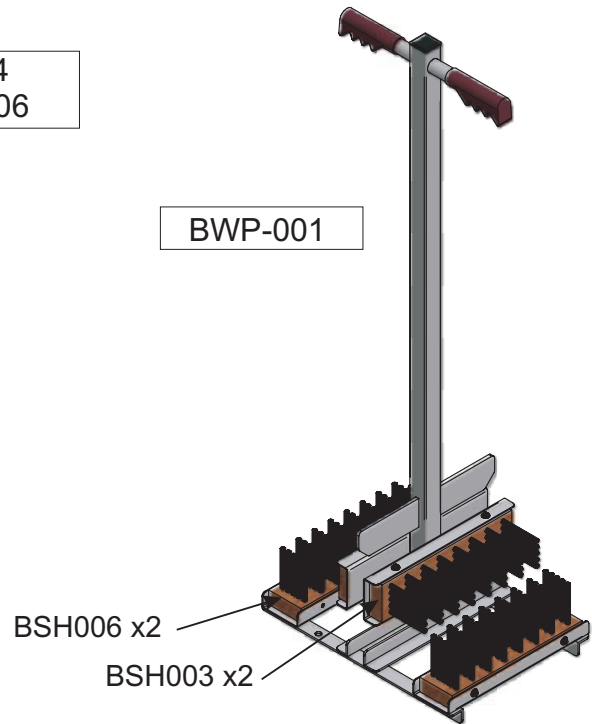
Please note that the brushes are a consumable item and will wear over time. Replacements are available to purchase, see reference to replacement brushes below.

BWP-020 Standard Boot Wiper Brushes x 4
WHICH CONTAINS: 2x BSH003 & 2x BSH006



BOL781 - 4.2 x 19 HEX
DRILL SCREW - 8 OFF

BWP-001



Replacing Brushes:

When you have unpacked your replacement brushes (BWP-020). Place the BSH006 on the bottom channel and BSH003 on the side channel, using BOL781 screw brushes into place.

MAKE SURE ALL SCREWS ARE FULLY TIGHTENED BEFORE USE

GENERAL MAINTENANCE:

Periodically hose or wash down to get rid of any excess soil. Check screws for tightness and touch up any chips and scratches with paint to stop rust and bubbling of paint. Replace brushes when necessary to keep you boot wiper in full working order.

Note: The brushes are not designed to be stood on