

Code: FBL-509, FBL-510, FBL-511, FBL-512 & FBL-513


Product: HEAVY DUTY GALVANISED GOAL

INS035

Revision 2
05/05/2016

© Harrod UK Limited

HEAVY DUTY GALVANISED GOAL



INS035

Code: FBL-510, FBL-511, FBL-512 & FBL-513

Product: HEAVY DUTY GALVANISED GOAL

This product is protected by © Copyright
and Design Right Harrod UK Ltd 2011

Pack Contents:

FBL-509: 4.88x2.13m HD GALVANISED FBL GOAL

FEP184: 2.13m HD L/H SIDE FRAME	2 OFF
FEP185: 2.13m HD R/H SIDE FRAME	2 OFF
FEP132: 4.88m HD CROSSBAR	2 OFF
FEP131: 4.88m HD BACKBAR	2 OFF

FBL-510: 4.88x1.83m HD GALVANISED FBL GOAL

FEP133: 1.83m HD L/H SIDE FRAME	2 OFF
FEP134: 1.83m HD R/H SIDE FRAME	2 OFF
FEP132: 4.88m HD CROSSBAR	2 OFF
FEP131: 4.88m HD BACKBAR	2 OFF

FBL-511: 3.66x1.83m HD GALVANISED FBL GOAL

FEP133: 1.83m HD L/H SIDE FRAME	2 OFF
FEP134: 1.83m HD R/H SIDE FRAME	2 OFF
FEP127: 3.66m HD CROSSBAR	2 OFF
FEP128: 3.66m HD BACKBAR	2 OFF

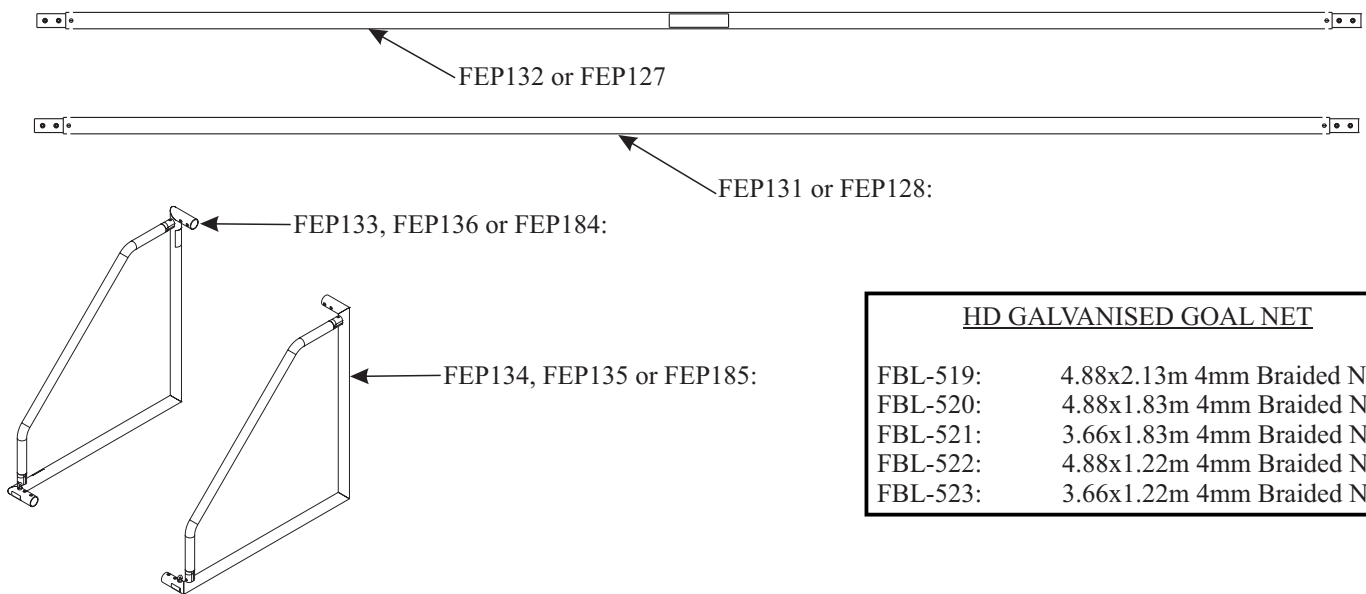
FBL-512: 4.88x1.22m HD GALVANISED FBL GOAL

FEP136: 1.22m HD L/H SIDE FRAME	2 OFF
FEP135: 1.22m HD R/H SIDE FRAME	2 OFF
FEP132: 4.88m HD CROSSBAR	2 OFF
FEP131: 4.88m HD BACKBAR	2 OFF

FBL-513: 3.66x1.22m HD GALVANISED FBL GOAL

FEP136: 1.22m HD L/H SIDE FRAME	2 OFF
FEP135: 1.22m HD R/H SIDE FRAME	2 OFF
FEP127: 3.66m HD CROSSBAR	2 OFF
FEP128: 3.66m HD BACKBAR	2 OFF

**FPK117: HD GALVANISED GOAL FITTINGS PACK
IS USED ON ALL 4 GOALS**



HD GALVANISED GOAL NET

FBL-519:	4.88x2.13m 4mm Braided Net
FBL-520:	4.88x1.83m 4mm Braided Net
FBL-521:	3.66x1.83m 4mm Braided Net
FBL-522:	4.88x1.22m 4mm Braided Net
FBL-523:	3.66x1.22m 4mm Braided Net

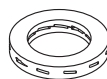
FPK117 HD GALVANISED FITTINGS PACK



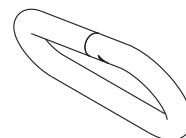
BOL329:
M10x30mm Security Bolt
X16



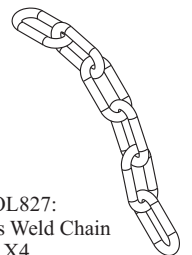
BOL573:
M8 x 60mm Eye Bolt BZP
X4



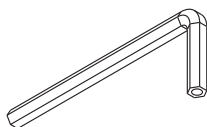
BOL701:
M12 Nord-Lock Washer
X16



HKS007:
100MM X 10MM Carbine Clip
X8



BOL827:
Six Links Weld Chain
X4



BOL795:
6mm Hex Security Allen Key
X1



BOL715:
M8 x 25mm Washer
X8



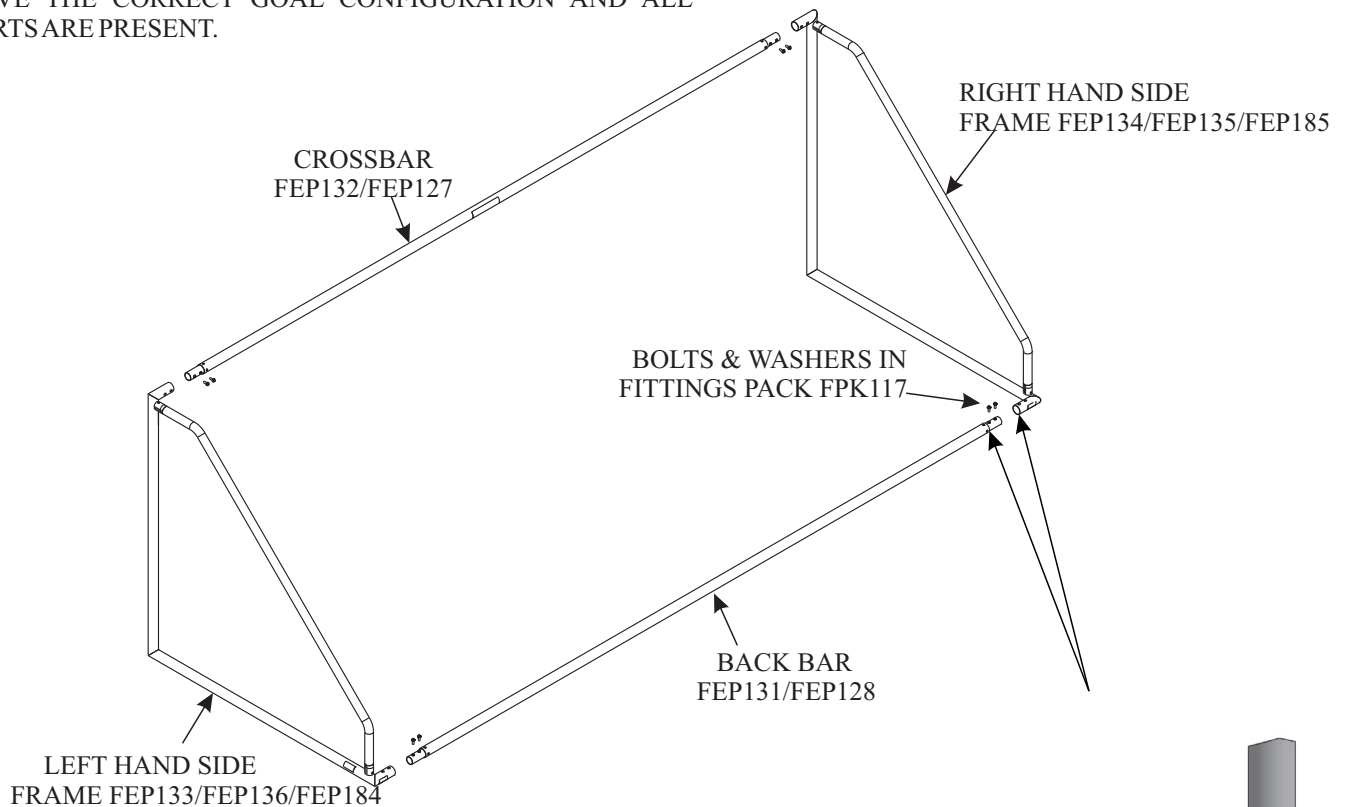
BOL400:
M8 Hex Nut
X8

Code: FBL-509, FBL-510, FBL-511, FBL-512 & FBL-513

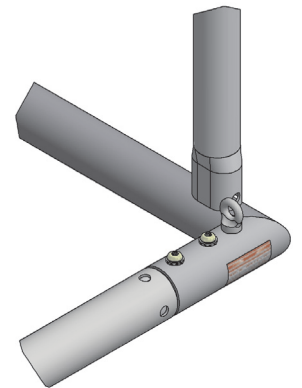
Product: HEAVY DUTY GALVANISED GOAL

2 PEOPLE ARE REQUIRED TO ASSEMBLE THIS GOAL

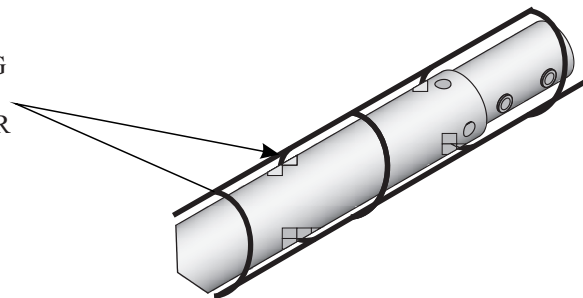
1: BEFORE ASSEMBLY, CHECK ALL PARTS TO ENSURE YOU HAVE THE CORRECT GOAL CONFIGURATION AND ALL PARTS ARE PRESENT.



2: CONNECT THE CROSSBAR/BACKBAR TO ONE SIDE OF THE SIDE FRAMES USING BOL329 & BOL701. TIGHTEN UP USING THE ALLEN KEY PROVIDED BOL795.



3: WITH ONE PERSON SUPPORTING THE CROSSBAR FEED THE NET ONTO THE CROSSBAR & BACKBAR BY WEAVING IN AND OUT OF THE MESHES.

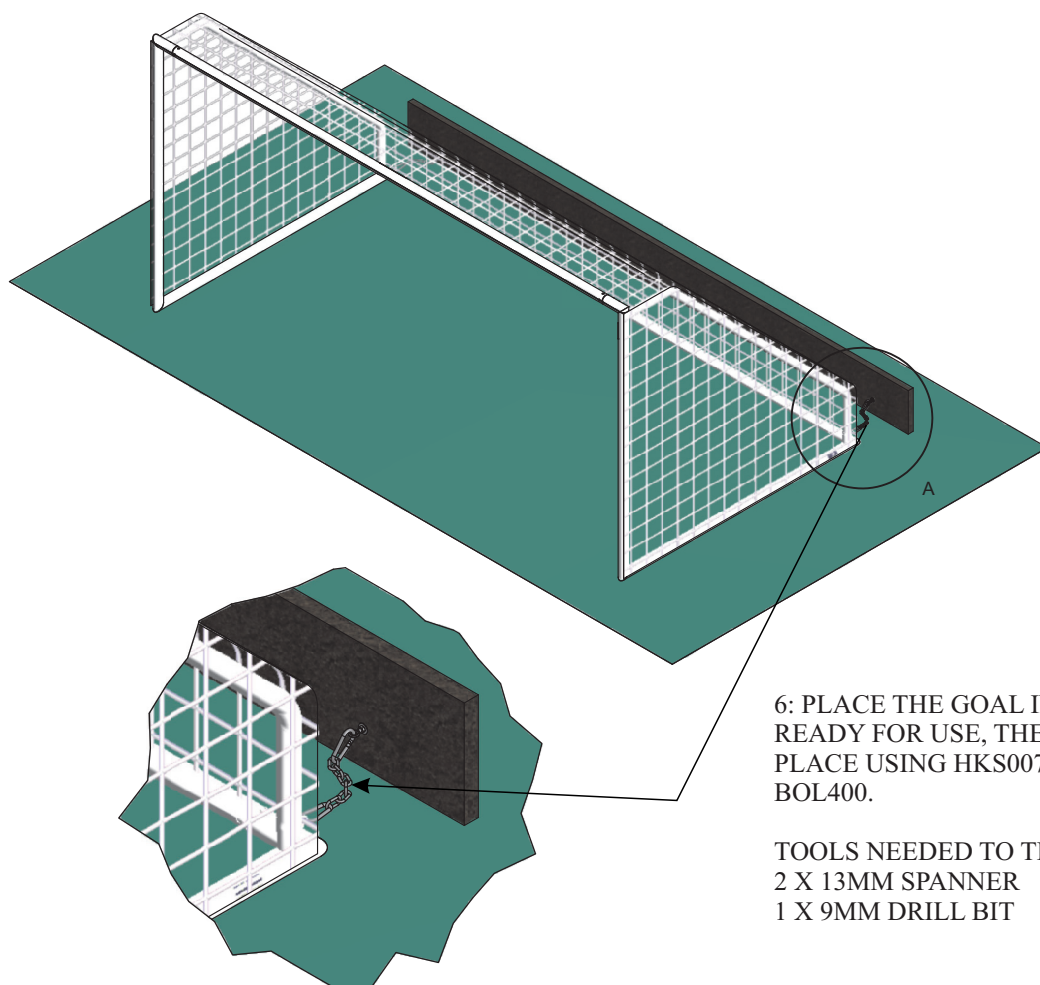
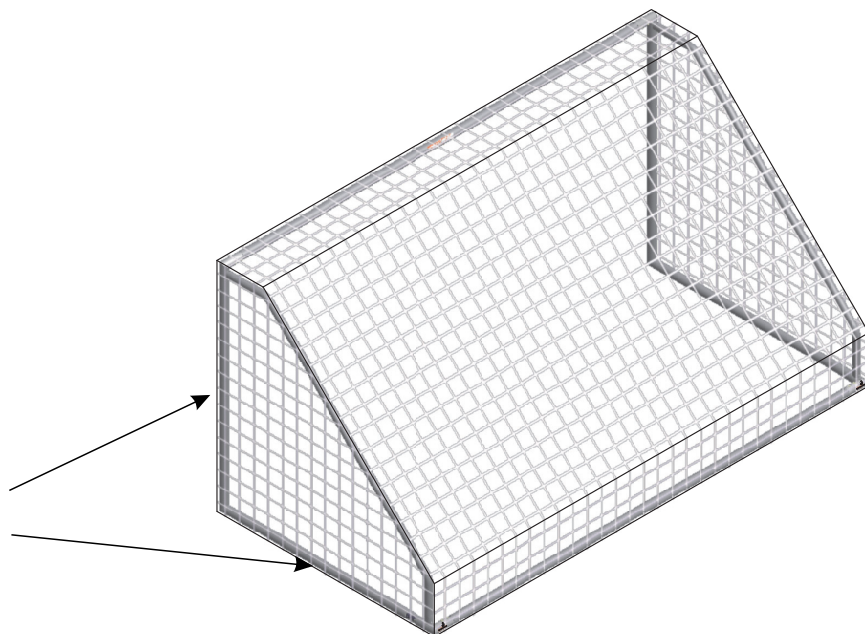


4: CONNECT THE OTHER SIDE FRAME TO THE CROSSBAR/BACKBAR USING BOL329 & BOL701. TIGHTEN UP USING ALLEN KEY PROVIDED BOL795.

Code: FBL-509, FBL-510, FBL-511, FBL-512 & FBL-513

Product: HEAVY DUTY GALVANISED GOAL

5: WRAP THE SIDES OF THE NET ROUND THE OUTSIDE OF THE FRAME AS SHOWN. USING THE BRAIDED TIES THAT ARE SUPPLIED IN WITH THE NET, SECURE THE NET BY WEAVING THE TIE IN AND OUT OF THE NET WHILST GOING ROUND THE POST & SIDE BAR AT THE SAME TIME. DO THIS ON BOTH SIDE FRAMES.



6: PLACE THE GOAL IN THE REQUIRED POSITION READY FOR USE, THEN TO SECURE THE GOAL IN PLACE USING HKS007, BOL827, BOL573, BOL715 & BOL400.

TOOLS NEEDED TO THIS PART:
2 X 13MM SPANNER
1 X 9MM DRILL BIT